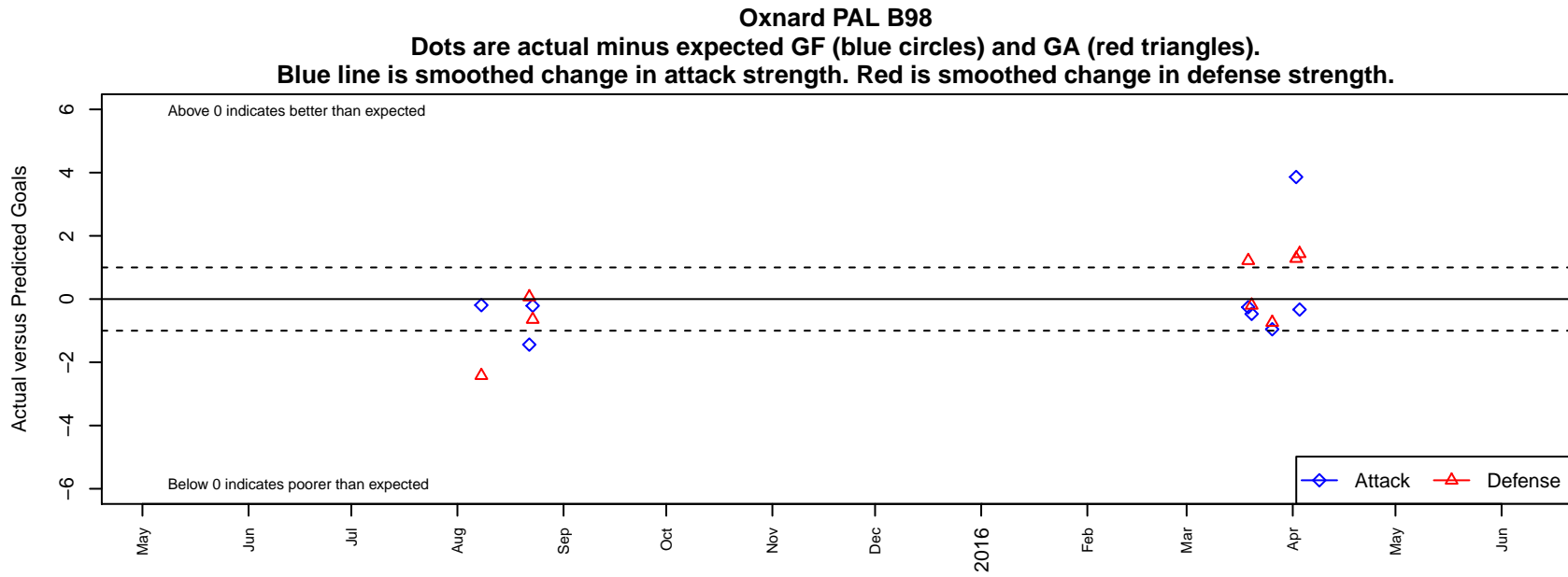


Oxnard PAL B98

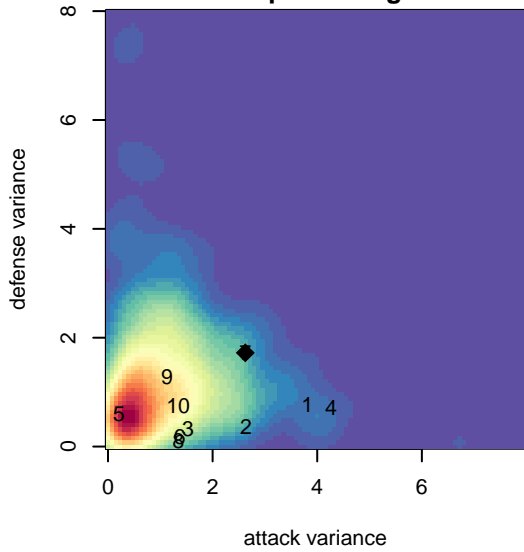
, CAS
B98 total strength=1920
attack=58.07 defense=40.45

alt names used:
Oxnard PAL

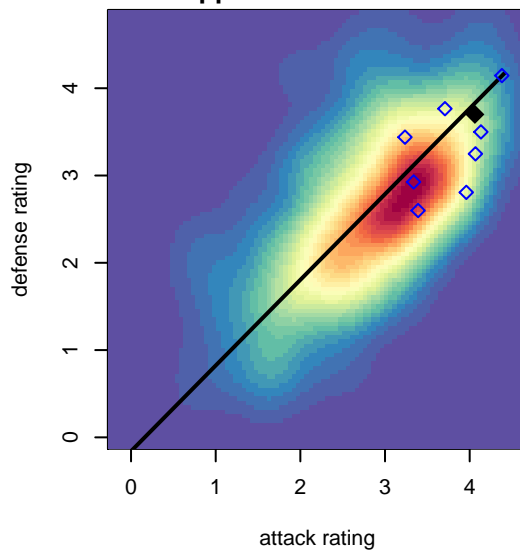
Venues played:
2015 FWRL CAS B98



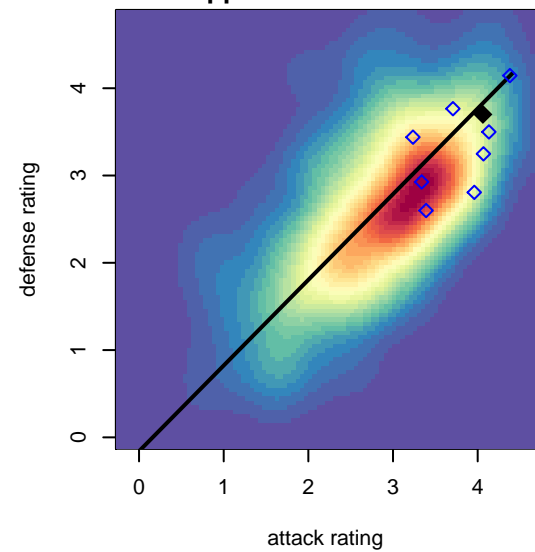
**attack and defense variance (black dot)
relative to other teams
and top 10 in region**



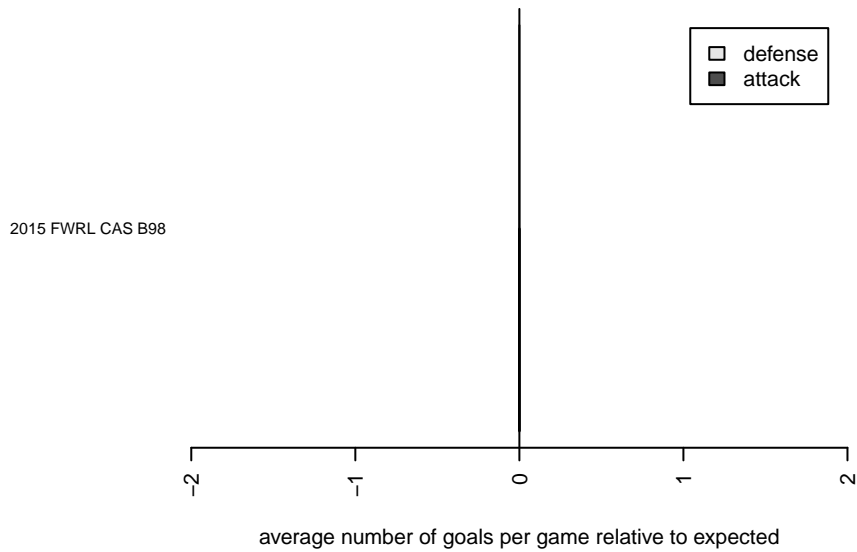
**attack and defense rating
relative to others at age
and all opponents in last 13 months**



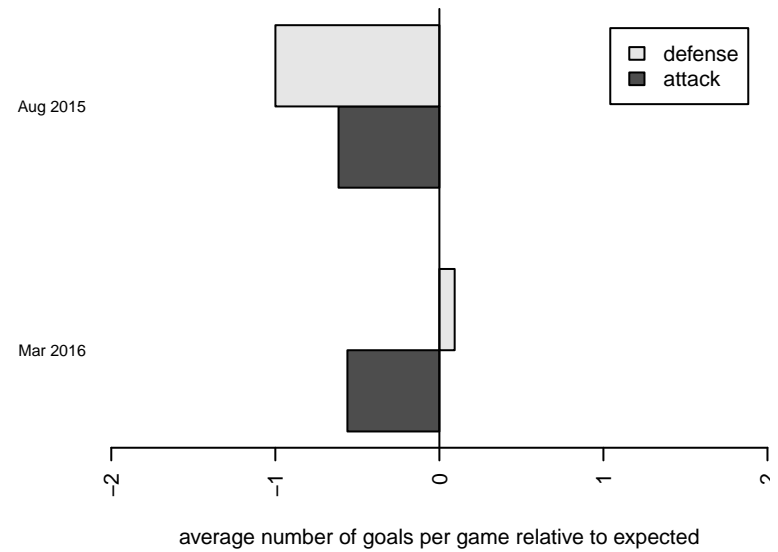
**attack and defense rating
relative to others at age
and all opponents in last 13 months**



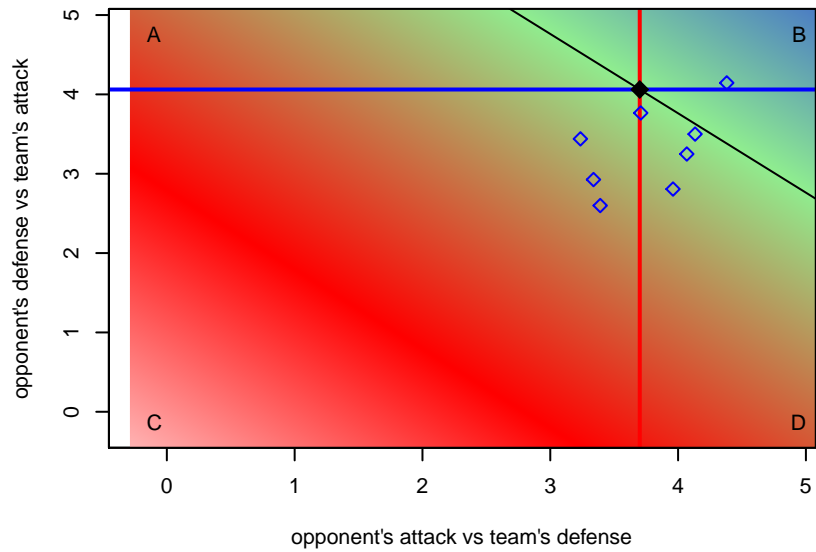
Performance relative to 13 month average



Performance relative to 13 month average



Distribution of opponents
 Red = Lose zone, Blue = Win zone, Green = Even
 Black line separates win/lose zones



lot. A=Neither has attack advantage, B=Opponent has both attack and defense advantage, C=Opponent has both attack and defense disadvantage, D=Both have

date	home		away		venue	pred.home	pred.away
2016-04-03	Oxnard PAL B98	1	Albion SC White Gins B98	0	2015 FWRL CAS B98	1.33	1.44
2016-04-02	Oxnard PAL B98	6	Albion SC White B98	0	2015 FWRL CAS B98	2.14	1.28
2016-03-26	Oxnard PAL B98	1	Pateadores MV B98	2	2015 FWRL CAS B98	1.95	1.26
2016-03-20	Pateadores Riverside B98	1	Oxnard PAL B98	3	2015 FWRL CAS B98	0.80	3.47
2016-03-19	LA Premier White B98	1	Oxnard PAL B98	1	2015 FWRL CAS B98	2.22	1.26
2015-08-23	RSF Attack Academy B98	3	Oxnard PAL B98	2	2015 FWRL CAS B98	2.36	2.21
2015-08-22	Oxnard PAL B98	0	West Coast FC B98	2	2015 FWRL CAS B98	1.44	2.07
2015-08-08	Oxnard PAL B98	3	CUSC Blue B98	4	2015 FWRL CAS B98	3.19	1.58